

ZEROID

FLEX

5.7 meters flexible logistics solution

Chassis

EC2

Bodywork

ZEROID

Homologation

N1



Early 2026 Edition

FLEX

Chasis: EC2

URBAN POWER, TOTAL FLEXIBILITY

The FLEX is the most versatile van in the ZEROID range, designed specifically for urban cargo operations. With more than 11 cubic meters of loading capacity and 750 kg of payload, it offers outstanding efficiency in space distribution, ensuring a smooth and practical operation in any city environment.

Its compact design, combined with a maximum authorized mass of 3,500 kg, makes it the perfect balance between performance, maneuverability, and load volume. FLEX adapts effortlessly to the rhythm of urban logistics — a complete, intelligent, and ready-to-work electric solution.



YOUR PARTNER IN PRODUCTIVITY



Not only for the city

Its flexibility goes beyond city limits. The FLEX is also perfectly capable of handling interurban routes, offering the same reliability and comfort on fast roads thanks to its robust design and adaptable nature.

Engineered for efficiency

Every element - from its spacious cargo area to its ergonomic layout - is engineered to reduce downtime and simplify daily logistics.

Built for quick access, easy loading, and smooth handling, it helps operators make the most of every minute, ensuring maximum efficiency in every delivery.



Financial efficiency for your company

This vehicle is built as a true work tool - efficient, reliable, and profitable. Every detail is designed to deliver maximum productivity with minimum operating costs, helping businesses keep their fleet running at its best.



100% Electric



UNECE N1



Up to 3
cabin seats



750 kg of
payload



Up to
220 km



VERSATILITY PERFECTED

The FLEX vehicle is the perfect balance of performance, available space, and operational efficiency, designed to adapt to any usage or route without compromise. Its architecture provides the ideal equilibrium for a wide variety of needs, making FLEX the smart solution for professional and personal mobility—on every type of road and in any operative scenario.

Inside, the spacious cabin not only allows fast entry and exit for people, it's configured with three seats so that multiple operators can work together without limitations. The lateral door enables rapid access and even allows pallet entry when needed, ensuring maximum versatility and speed in every operation. FLEX truly elevates flexibility, so you never have to choose between capacity, comfort, or convenience.

Dimensions

Total Length	5.750 mm	Wheelbase	3.610 mm
Total Width	2.036 mm	Front Overhang	915 mm
Total Height	2.590 mm	Rear Overhang	1.225 mm

Weights

	Static	Admissible	Load
Front Axle	1.257 Kg	1.800 Kg	Payload 835 Kg
Rear Axle	1.403 Kg	2.500 Kg	Cargo Volume 11,08 m ³
Total	2.660 Kg	3.495 Kg	

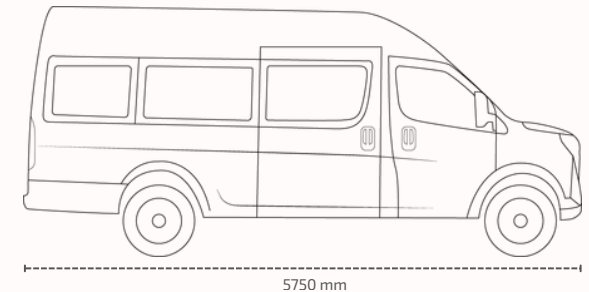
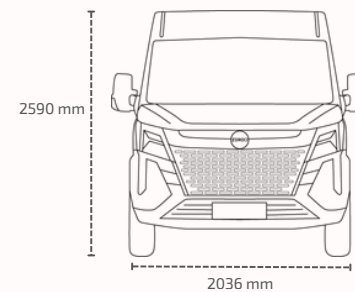
Performance


Battery Capacity	77,28 kWh	Maximum Slope	25%
Range (SORT)	220 km	Turning Diameter	≤ 13,5 m
Maximum Speed	100 km/h	Peak Power	115 kW

Charger Specifications Requirements

DC Charging		AC Charging	
Connectors	CCS2	Connectors	AC type 2
Voltage Range	150 - 500 Vdc	IEC	minimum 6.6 kW @ one phase.

* When charging the vehicle you need to find a charger with this specifications.





PERFORMANCE

Motor	
Engine type	Magnetic sync
Nominal power	60 kW
Peak power	115 kW
Nominal torque	TBD
Peak torque	350 Nm

Brakes & Suspension		
Braking system		Hydraulic
Front	Brakes	Disc
	Suspension	McPherson
Rear	Brakes	Drum
	Suspension	Leaf spring

ADAS & Active safety			
ABS - Antilock system	Yes	Cruise control	Yes
ESC - Stability control	Yes	Parking radar assist	Yes
TCR - Traction control	Yes		

Equipment				
Exterior		Other elements		
LED Headlights	Yes	Middle Partition	Yes	
LED Daylights	Yes	Remote Control Central Door Lock	Yes	
Front Fog Lights	Yes	One Key Unlock	Yes	
Rear Fog Light	Yes	Inductive Automatic Locking	Yes	
Side Window (blind Window)	Yes	Multifunction Steering Wheel	Yes	
Side Sliding Doors	Yes	EDR	-	
Steel Wheels + Enjoliveur	Yes	Mp3+radio	0	
Exterior Mirror	0	10.3 inches MP5 + Reversing Display	Yes	
Electric Telescopic Pedal	-	Cruise Control	Yes	
Steel Rear Bumper	Yes	Parking Radar	Yes	
Interior		Front Electric Windows		Yes
Cab Interior	Yes	Driver One-key Lift/Lower Window	Yes	
Interior Color	Grey	Interior Mirrors Anti-glare	-	
Sun Visor (Main/Secondary)	Yes	12-inch Full LCD Instrument	Yes	
Cab Top Glove Box	Yes	Adjustable Headlights Angle	Yes	
Driving Area AC/Warm Air	Yes	Large Compressor	-	
Back Cabin AC/Warm Air	-	Cargo Floor Hook	Yes	
Cloth Seat	Fabric	Passenger Area	Yes	
Floor (Driving Area)	Carpet	270°rear Door	Yes	
Side Panels (Cargo Area)	Yes	Rear Door One Way To Top	Yes	
Floor (Cargo Area)	Yes	Steel Rear Footboard	0	
Safety		Co-pilot Airbag And Seat Belt Pretensioner		-
Driver Airbag And Seat Belt Pretensioner	Yes	Anti-collision Side Member	Yes	
Driver Seat Belt Warning	Yes	Fire Extinguisher	Yes	
TPMS Tire Pressure Monitoring	Yes	High Brake (Third) Light	Yes	
Drive Recorder	0			
Remote Monitoring System	-			